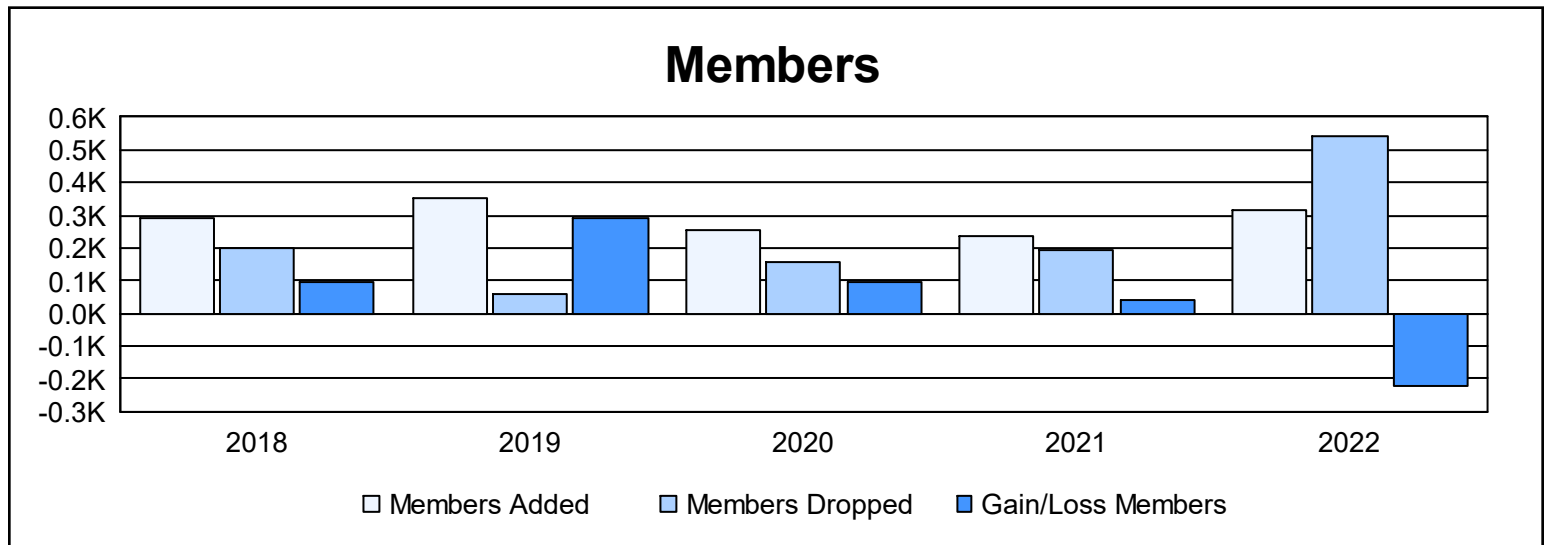
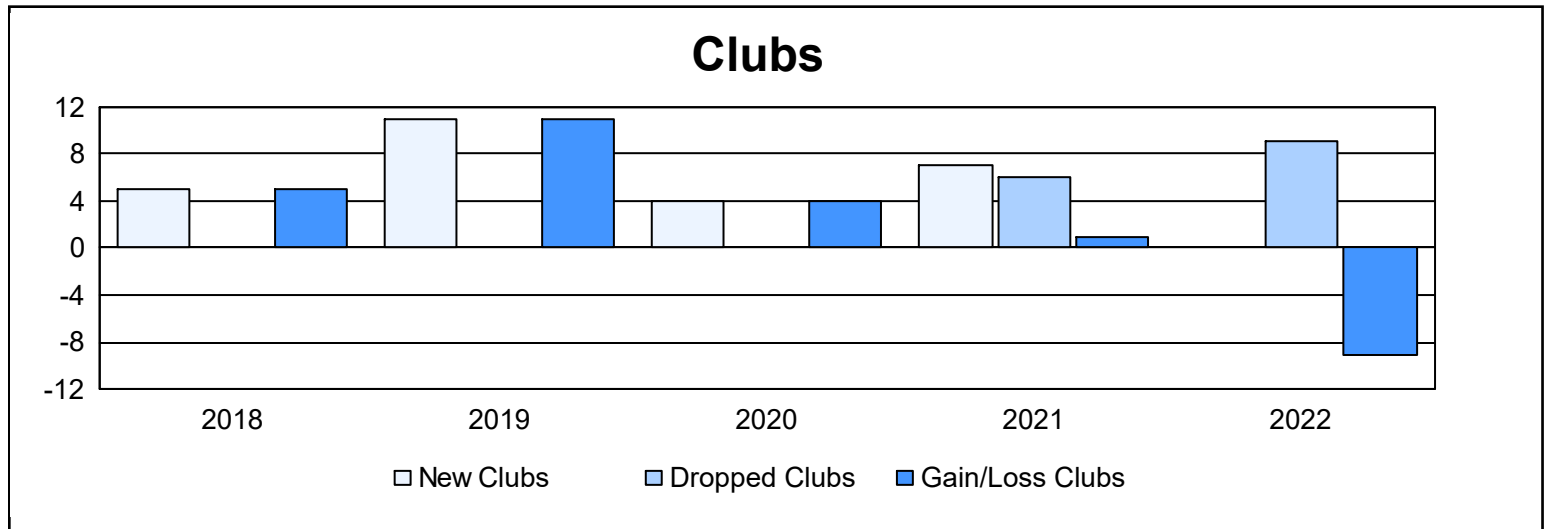
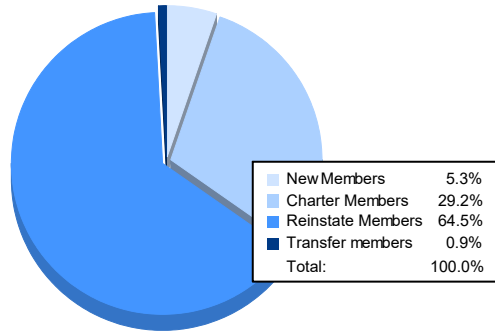


Year	New Clubs	Dropped Clubs	Gain/ Loss Clubs	New Members	Charter Members	Reinstate Members	Transfer Members	Total Member Added	Total Members Dropped	Gain/ Loss Members
2017-2018	5	0	5	131	145	18	0	294	200	94
2018-2019	11	0	11	65	283	4	0	352	62	290
2019-2020	4	0	4	165	87	3	1	256	159	97
2020-2021	7	6	1	24	214	1	0	239	196	43
2021-2022	0	9	-9	17	93	205	3	318	539	-221
<b>Average</b>	<b>5</b>	<b>3</b>	<b>2</b>	<b>80</b>	<b>164</b>	<b>46</b>	<b>1</b>	<b>292</b>	<b>231</b>	<b>61</b>



### Membership Composition June 2022 Cumulative



### Gender Composition June 2022 Cumulative

